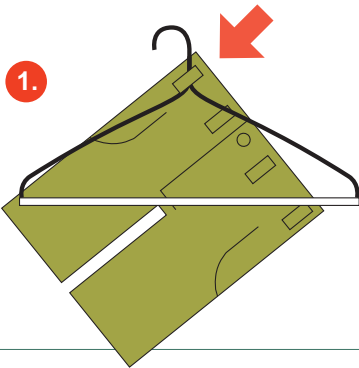


# T150 Uniform Check in Procedure:

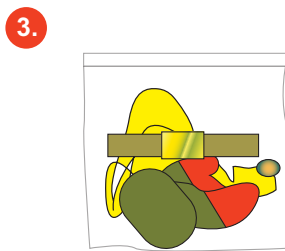
When transporting uniforms to group events.



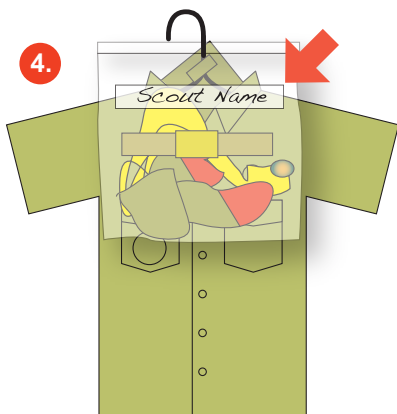
- a) Remove belt from shorts.
- b) Hook coat hanger through right belt loop.



- c) Hang scout shirt over shorts on hanger.
- d) Button up shirt. Use every button.




- e) Ball socks and place into a 1 gallon zip-lock bag along with your belt, neckerchief, and slide.
- f) Zip bag shut tightly.

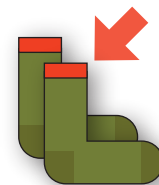


- g) Puncture zip-lock bag through both sides and thread top of hanger through both holes.
- h) **IMPORTANT:** Legibly write your name on the front outside of the plastic bag using a permanent black marker.

## Which socks to wear for what occasion?



**BSA Knee Socks** for all meetings, Camporee, and formal events. (Long stocking with big red band, worn over the calf.)



**BSA Crew Socks** for travel and outdoor events such as Summer Camp. (Short stocking with thin red band, worn over the ankle bone.)